
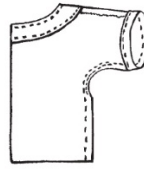





All About Discovery![™]
 College of Agricultural, Consumer
 and Environmental Sciences
 Cooperative Extension Service
 Extension 4-H Youth Development

Home Economics



4-H Stitchin' & Quiltin' – Greentop

400.Q-5 (R-18)



Quilting has made a comeback. It can be a form of art or just a snuggle companion at your best friend's sleepover or a celebration of your favorite sport, colors or pet. Quilting is fun and creative. Quilting is not just for grannies, aunts and moms. Everyone seems to be quilting and so can you!

This project is designed for anyone from the beginning quilter to those of you with more experience. Quilts and methods of completing them are in order of their difficulty. It is our suggestion that you start at the beginning and work your way up.

In this project you will:

- Learn basic sewing skills.
- Learn basic quilting tools and quilting skills.
- Learn to combine fabric colors and patterns for pleasing combinations.
- Create unique one of a kind quilts.

Resources:

- Quilting Project book, #100.Q-5 (N-07)
- General Project Record Sheet 300.A-7 (R-18)

As you develop your quilting skills, you may:

- Want to teach others how to sew.
- Make items to give to others.
- Sell items you make to earn money.
- Give talks or presentations about quilting to your club or other groups.
- Enter quilt shows.
- Enter/assist with achievement days and county fairs.

Use your new interest in quilting:

- Talk to senior citizens, grandparents, family members, neighbors and others about the art of quilting.
- Learn from these people about the importance of quilts in their lives
- Look at books and read about quilting.
- Watch quilting shows on television or video.

2007 Belcher, Moyers