
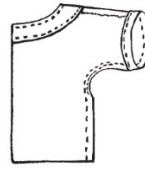




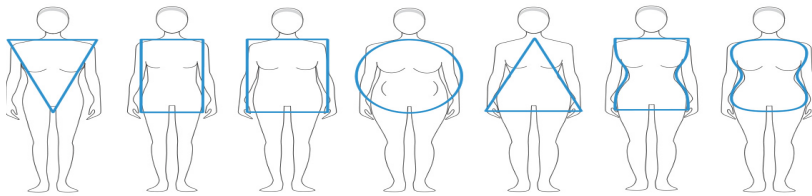
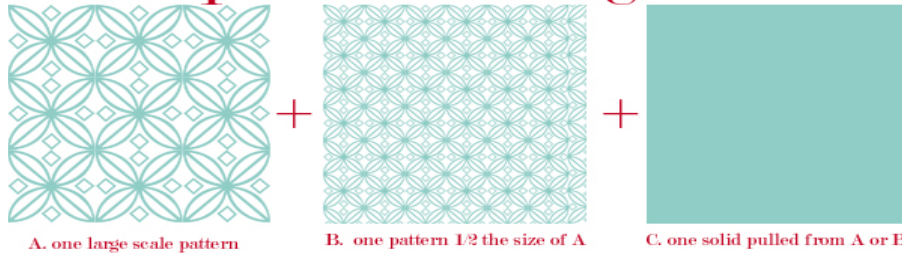
All About Discovery!  
 College of Agricultural, Consumer  
 and Environmental Sciences  
 Cooperative Extension Service  
 Extension 4-H Youth Development

# Home Economics



## 4-H Senior Clothing Construction Intermediate – Greentop 400.C-3 (R-18)

### fabric pattern mixing 101



The Senior Clothing Construction project is divided into two project levels: Intermediate and Advanced. The intermediate level includes constructing garments which require less construction knowledge and skill refinement than the advanced level.

#### Project Objectives:

Once finished with the project, the member will be able to:

- Coordinate a wardrobe for themselves or others.
- Select quality fabrics and use those specific fabrics in making a garment.
- Complete a personal body analysis.
- Select patterns appropriate for option and personal physical characteristics.
- Select fabrics which are compatible with patterns chosen.
- Write quality commentaries.
- Learn to accessorize your everyday garments.

#### Project Activities:

Throughout this book you will review pattern characteristics, take an inventory of your sewing skills, learn about fabric characteristics, set goals to improve and try new techniques. Upon learning these new skills you can use a body analysis chart to select the best pattern for yourself or others. Because fabric is an important part of the design of a garment, you will examine different types and styles of fabrics.

#### Resources:

- 4-H Senior Clothing Construction Intermediate Project Book – 100.C-19
- Clothing Construction Project Summary– 100.C-7 (R-18)
- General Project Record Sheet 300.A-7 (R-18)

#### Project Requirements:

Work with your leader, parent, 4-H or home economics agents to select the project best suited for your skill level and needs. The project you decide on should include a garment from an area listed in the fair book. Once the garments are completed they may be exhibited at county, state, and regional fairs, or county and state fashion revues.

#### Citizenship and Leadership Activities:

- Model a finished garment at county and state contests.
- Give a demonstration or illustrated talk during a club or project meeting.
- Complete project record forms for your record book.
- Act as a junior leader to help younger 4-H members with their sewing skills.
- Complete in other sewing construction contests.

Rowland, 2008