
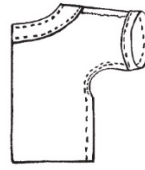





All About Discovery™
 College of Agricultural, Consumer
 and Environmental Sciences
 Cooperative Extension Service
 Extension 4-H Youth Development

Home Economics



4-H Serger Sewing— Greentop

400.C-25 (R-18)



Serger sewing is creative and fun! A serger can be used to sew garments, fashion accessories and items for your home. Sew let's get sergering!

To complete this project:

- Review your project book, record sheet and greentop to become familiar with the project before first Project meeting or practice.
- Attend club or sewing project meetings.
- Complete the General Project Guidelines.
- Participate in club and county, district or state contests.
- Participate at county and state fairs.
- For completion of the 4-H Serger Sewing Project, complete the record sheet and turn in a county record book to your local Extension Agent.

In this project you will learn to:

- Recognize types of sergers.
- Identify machine parts and what they do.
- Sew seam finishes.
- Apply lace, elastic and ribbing.
- Use a variety of threads.
- Use serger construction techniques.

In this project you will:

- Make articles on the serger based on your experience.
- Judge serger construction.
- Give a demonstration or talk about serger sewing.
- Conduct a community service activity.
- Complete records on the project.

Resources:

- Sew & Go Project Book – 100.C-15 4-H Serger Sewing 100 C-23
- General Project Record Sheet 300.A-7 (R-18)

Citizenship and Leadership Activities:

- Give a talk or demonstration about serger sewing at your club or county contest.
- Model your garment in a Cotton Extravaganza or community sewing event.
- Assist with the county fashion revue by decorating the stage, greeting judges, or serving as a host/hostess.
- Assist with clothing exhibits at fairs or Achievement Day.
- Organize a tour to a fabric store for members of your sewing group.
- Teach another person one of your sewing skills you've learned.
- Make serger sewing projects and give to others
- Mend clothing items that will be distributed to needy people.
- Donate sewing items for a 4-H Fundraiser.
- Make Eye glass cases and donate to nursing home residents or handicapped persons.



Cardenas, 2004