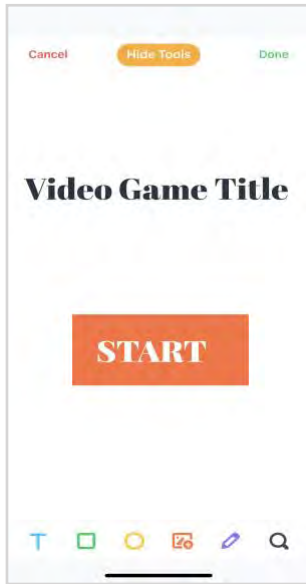


Learning Games Lab

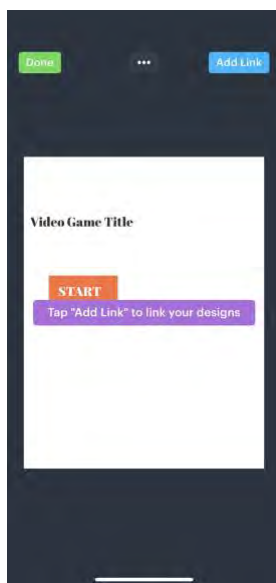
How to add transition between screens on Marvel App



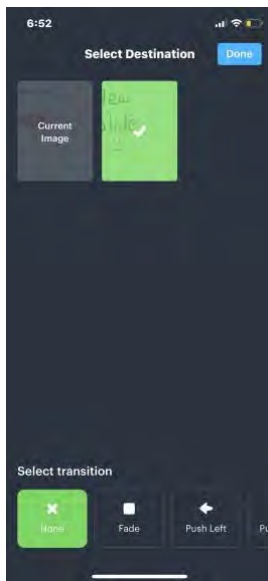
Step 1. Have a slide created



Step 2. Be sure to create another slide.



Learning Games Lab



Step 3. Click back onto your slide you're wanting to add a link to.

Step 4. Click the "Add Link" button. Use the red cursor to select the area on the screen you wish to tap in order to transition to your new slide. Next, click "link to image".



Step 5. Select the slide you wish the previous slide to transition to. Once selected, click done.



Learning Games Lab